

38 4x50m Medley Women Final

Official

NZR

Open New Zealand Short Course
Record

1:50.03

2023-08-11

Coast Swimming Club A

 Hawkes Bay Coast Swimming Club



Entries













Heats



Summary

Total

Rank	Competitor	Age	Club	RT	PTS	Result
1	 Coast Swimming Club A	13	 Coast Swi...	0.61		1:48.53 NZR
	Savannah-Eve Martin	18	(0.61) 13.91	27.42		
	Zyleika Pratt-Smith	20	(0.21) 16.79	58.19		
	Helena Gasson	29	(0.39) 13.88	1:23.70		
	Laura Quilter	32	(0.32) 13.00	1:48.53		
2	 Swimming Queensland A	13	 Swimming ...	0.63		1:51.44 Entry: 1:53.19 (-1.75)
	Ruby Boxall (V)	16	(0.63) 14.41	28.75		
	Georgia Edwards (V)	15	(0.29) 17.04	59.87		
	Olivia Hine (V)	16	(0.44) 13.96	1:25.70		
	Zahri Jarrett (V)	15	(0.53) 13.38	1:51.44		
3	 South Australia A	13	 South Austr...	0.62		1:52.49 Entry: 1:53.69 (-1.20)
	Ellysia Oldsen (V)	28	(0.62) 14.36	28.41		
	Kalyce Pressler (V)	20	(0.35) 17.43	1:00.52		
	Brittany Castelluzzo (V)	23	(0.42) 14.41	1:27.00		
	Madeleine Trumble (V)	18	(-0.01) 13.39	1:52.49		
4	 North Shore Swimming Club A	13	 North Shor...	0.74		1:53.02 Entry: 1:52.76 (+0.26)
	Anna McGowan	18	(0.74) 14.67	29.20		
	Melissa Cowen	19	(0.22) 17.32	1:00.74		
	Ania Maritz	16	(0.40) 15.01	1:28.76		
	Chelsey Edwards	23	(0.26) 12.56	1:53.02		
5	 Heretaunga Sundevils A	13	 Heretaunga...	0.57		1:53.61 Entry: 1:56.32 (-2.71)
	Emma Godwin	27	(0.57) 14.01	27.52		
	Charlotte Cole	19	(0.23) 18.59	1:00.92		
	Breeze van Veldhuizen	16	(0.21) 15.06	1:28.13		
	Kate Molloy	17	(0.23) 13.57	1:53.61		
6	 Swimming Queensland B	13	 Swimming ...	0.65		1:55.38 Entry: 1:58.41 (-3.03)
	Mena Bertinato (V)	14	(0.65) 14.69	29.10		
	Eloise McLellan (V)	14	(0.25) 17.86	1:01.93		
	Annika Silvester (V)	14	(0.44) 14.75	1:29.21		
	Siena Gibson (V)	15	(0.61) 13.37	1:55.38		
7	 Hamilton Aquatics A	13	 Hamilton Aq...	0.62		1:55.96 Entry: 1:55.84 (+0.12)
	Pippa Mihaka	17	(0.62) 14.83	29.34		
	Gina McCarthy	22	(0.09) 17.60	1:01.41		
	Chloe Peters	16	(0.32) 15.00	1:28.72		
	Ariella Riley	16	(0.34) 14.05	1:55.96		

8	 Club 37 A	13	 Club 37	0.68	1:56.86 Entry: 1:58.45 (-1.59)
	Jesse Welsh	20	(0.68) 14.57 29.07		
	Kiri Lovatt	15	(0.18) 18.31 1:02.33		
	Olivia Emmett	16	(0.51) 15.45 1:30.71		
	Kiri Yamagami	15	(0.34) 13.70 1:56.86		
9	 United Swimming Club A	13	 United Swi...	0.59	1:57.71 Entry: 1:58.88 (-1.17)
	Alex Champion	18	(0.59) 14.98 29.88		
	Alex McIntosh	15	(0.42) 17.97 1:02.94		
	Freya Hingston	17	(0.38) 15.50 1:31.69		
	Mila Tongalea	14	(0.30) 13.80 1:57.71		
10	 Neptune Swim Club A	13	 Neptune S...	0.73	2:00.04 Entry: 2:00.00 (+0.04)
	Emilia Finer	19	(0.73) 16.07 32.16		
	Lily McGrath	14	(0.15) 18.40 1:06.04		
	Esme Paterson	22	(0.33) 14.52 1:33.12		
	Charlotte Aburn	16	(0.37) 14.09 2:00.04		
11	 Wharenui Swim Club A	13	 Wharenui S...	0.59	2:00.69 Entry: 1:59.26 (+1.43)
	Hanna Abdou	17	(0.59) 14.81 29.38		
	Sophia Molnar	17	(0.44) 18.65 1:03.62		
	Tandia Fisher	14	(0.36) 16.12 1:33.05		
	Bridie Quayle	16	(0.48) 14.50 2:00.69		
12	 Nelson South Swim Club A	13	 Nelson Sou...	0.62	2:01.46 Entry: 2:01.00 (+0.46)
	Annabel Grenfell	16	(0.62) 16.24 32.65		
	Mya Ketel	17	(0.21) 18.27 1:06.12		
	Brooke Swan	17	(0.35) 14.41 1:33.11		
	Macey Yeo	15	(0.41) 14.75 2:01.46		
13	 North Shore Swimming Club B	13	 North Shor...	0.58	2:01.55 Entry: 2:00.49 (+1.06)
	Emily Faleafa	16	(0.58) 16.26 32.15		
	Grace Jeromson	16	(0.24) 17.85 1:05.12		
	Isla Marsh	20	(0.49) 15.80 1:34.50		
	Isla Petherbridge	18	(0.11) 14.38 2:01.55		
14	 Jasi Swim Club A	13	 Jasi Swim ...	0.58	2:01.64 Entry: 2:00.67 (+0.97)
	Vivienne Shaw	16	(0.58) 15.95 31.77		
	Isabella Parmenter	19	(0.30) 19.74 1:07.59		
	Maddy Horton	19	(0.23) 15.59 1:35.82		
	Charlotte Parmenter	16	(0.36) 13.50 2:01.64		
15	 Vikings Swim Club Inc A	13	 Vikings Swi...	0.69	2:01.71 Entry: 2:01.62 (+0.09)
	Ashlee Baars	16	(0.69) 16.01 31.80		
	Hannah King	18	(0.29) 19.13 1:06.30		
	Sarah Wilson	21	(0.47) 15.49 1:34.43		
	Sofia Harris	15	(0.32) 14.44 2:01.71		
16	 North Canterbury Swim Club...	13	 North Cant...	0.61	2:02.76 Entry: 1:59.78 (+2.98)
	Bella Ealam-Smith	16	(0.61) 15.40 30.28		
	Colbie Gibson	15	(0.32) 18.93 1:05.11		
	Millie Bell	16	(0.17) 16.98 1:35.54		
	Brooke Bennett	17	(0.52) 13.95 2:02.76		

17	 SwimZone Racing A	13	 SwimZone ...	0.63	2:02.95 Entry: 2:04.02 (-1.07)
	Anika Anderson Peneha	17 (0.63)	15.94	31.30	
	Hannah Sampson	14 (0.19)	18.95	1:06.23	
	Genaya Baker	15 (0.36)	16.07	1:35.51	
	Sophie Martin	16 (0.30)	14.30	2:02.95	
18	 Porirua City Aquatics A	13	 Porirua City...	0.75	2:03.27 Entry: 2:01.95 (+1.32)
	Lauren Crawford	14 (0.75)	15.96	31.79	
	Holly Sorenson	14 (0.34)	18.53	1:06.28	
	Alyssa Bai	13 (0.53)	16.39	1:36.40	
	Karmen Zhou	15 (0.21)	14.19	2:03.27	
19	 Mt Maunganui Swimming Cl...	13	 Mt Maunga...	0.66	2:03.92 Entry: 2:03.36 (+0.56)
	Kasha Stokes	20 (0.66)	14.90	29.43	
	Zaniqua Pratt-Smith	16 (0.34)	19.51	1:05.06	
	Trelise Chote	17 (0.59)	16.69	1:35.63	
	Isobella Davoren	16 (0.28)	14.84	2:03.92	
20	 St Paul's Swimming Club A	13	 St Paul's S...	0.69	2:04.06 Entry: 2:05.00 (-0.94)
	Lani Jarrett	15 (0.69)	15.76	31.42	
	Amelie Austin	17 (0.54)	19.86	1:07.71	
	Emma Fletcher	16 (0.36)	16.72	1:37.85	
	Nina De Coster	16 (0.49)	13.54	2:04.06	
21	 Heretaunga Sundevils B	13	 Heretaunga...	0.61	2:04.99 Entry: 2:02.83 (+2.16)
	Harriet Park	21 (0.61)	15.84	30.93	
	Livvie Cole	17 (0.29)	20.65	1:07.75	
	Katie Wishnowsky	17 (0.21)	16.89	1:37.99	
	Piper Burroughs	18 (0.35)	14.21	2:04.99	
22	 Tawa Swimming Club A	13	 Tawa Swim...	0.55	2:05.10 Entry: 2:05.19 (-0.09)
	Piper Rogers	16 (0.55)	15.98	31.60	
	Ciara Hearn	15 (0.48)	19.22	1:06.99	
	Ruby Conway	15 (0.10)	16.72	1:37.07	
	Ella Hanley	15 (0.19)	14.80	2:05.10	
23	 Selwyn Swim Club A	13	 Selwyn Swi...	0.68	2:06.76 Entry: 2:03.31 (+3.45)
	Laura Menzies	15 (0.68)	15.76	31.90	
	Katia Renata	17 (0.33)	19.51	1:07.98	
	Jade Henshaw	16	16.34	1:37.40	
	Ella Wilson	14 (0.51)	15.56	2:06.76	
24	 Ice Breaker Aquatics A	13	 Ice Breaker...	0.61	2:08.26 Entry: 2:05.58 (+2.68)
	Emma Bendall	17 (0.61)	15.57	30.95	
	Scout Carter	16 (0.50)	20.15	1:08.39	
	Violet Carter	14 (0.46)	17.03	1:39.47	
	Emily Thompson	15 (0.53)	14.79	2:08.26	
25	 Swim Timaru A	13	 Swim Timaru	0.66	2:08.54 Entry: 2:08.47 (+0.07)
	Anabel Scott	17 (0.66)	15.45	30.71	
	Victoria Kyle	16 (0.61)	20.21	1:07.72	
	Heidi Uys	18 (0.51)	17.57	1:40.05	
	Megan Scott	14 (0.36)	14.75	2:08.54	

26



Porirua City Aquatics B

13



Porirua City...

0.65

2:08.73 (+0.77)
Entry: 2:07.96

Dannielle Rule	18	(0.65)	16.07	31.65
lite Alaifea	13	(0.43)	18.66	1:06.12
Camille Zhou	13	(0.60)	17.19	1:37.69
Indie Spalding	13	(0.11)	16.21	2:08.73